

## Semester Credit Hours by School/College

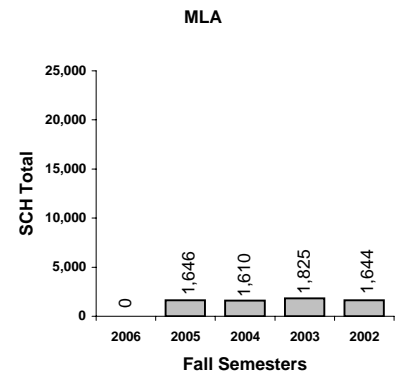
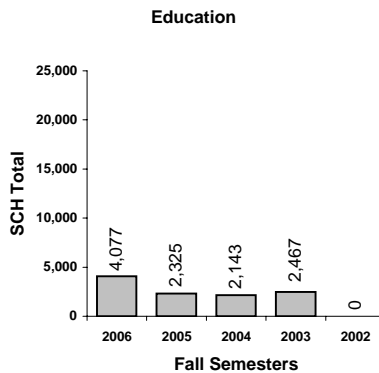
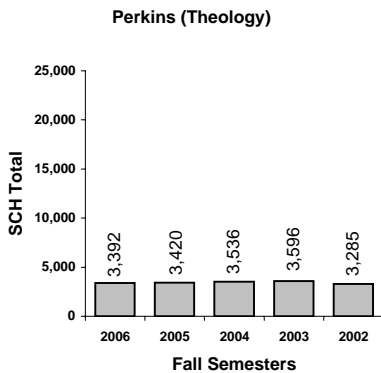
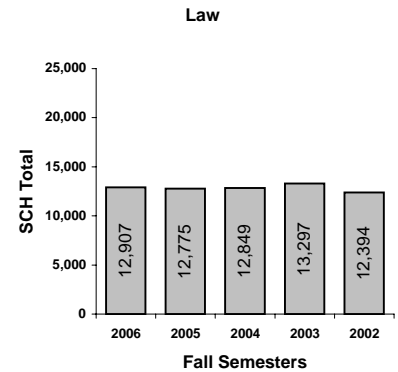
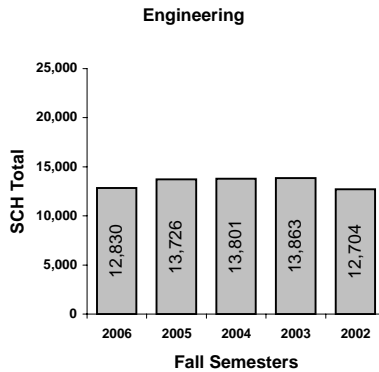
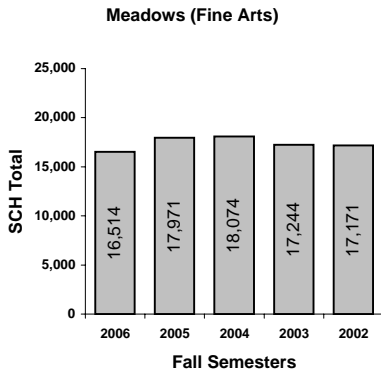
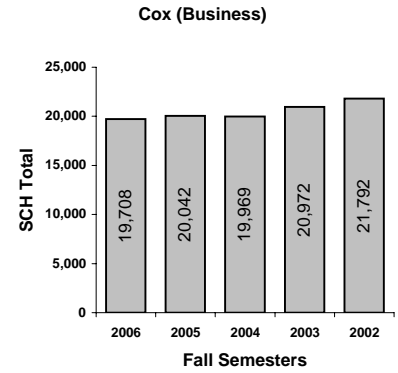
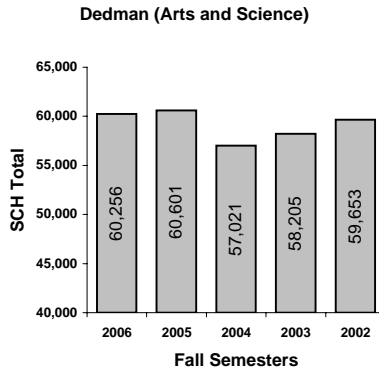
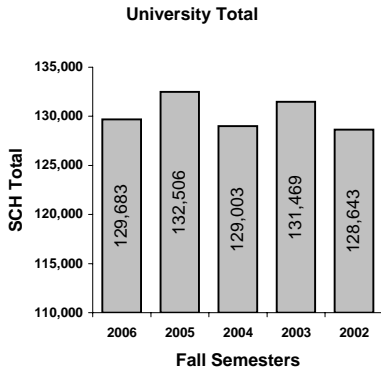
School/College	2006	2005	2004	2003	2002
	SCH Total	SCH Total	SCH Total	SCH Total	SCH Total
Meadows (Fine Arts)	16,514	17,971	18,074	17,244	17,171
Cox (Business)	19,708	20,042	19,969	20,972	21,792
Dedman (Arts and Science)	60,256	60,601	57,021	58,205	59,653
Engineering	12,830	13,726	13,801	13,863	12,704
Law	12,907	12,775	12,849	13,297	12,394
MLA	0	1,646	1,610	1,825	1,644
Education	4,077	2,325	2,143	2,467	0
Perkins (Theology)	3,392	3,420	3,536	3,596	3,285
<b>University Total</b>	<b>129,683</b>	<b>132,506</b>	<b>129,003</b>	<b>131,469</b>	<b>128,643</b>

Source: Registrar Report "Credit Hours Produced by School and Level of Instruction"

<sup>1</sup> Effective Spring 2003 Education courses were counted separately

<sup>1</sup> Effective Fall 2003 Graduate Bilingual Education courses previously counted in Dedman moved to Education

<sup>2</sup> In Fall 2006 MLA was combined with Education



See <sup>1</sup> note above about Education

**Semester Credit Hours by School/College and Level of Course**

Fall Semester/Course Level	Meadows (Fine Arts)		Cox (Business)		Dedman (Arts and Science)		Engineering		University Total SCH
	SCH	%	SCH	%	SCH	%	SCH	%	
<b>2006</b>	16,514	13%	19,708	15%	60,256	46%	12,830	10%	129,683

## Semester Credit Hours by School/College and Level of Course (cont.)

Fall Semester/Course Level	Law		MLA		Education <sup>1</sup>		Perkins (Theology)		University
	SCH	%	SCH	%	SCH	%	SCH	%	Total SCH
<b>2006</b>	<b>12,907</b>	<b>10%</b>	<b>0</b>	<b>0%</b>	<b>4,077</b>	<b>3%</b>	<b>3,392</b>	<b>3%</b>	<b>129,683</b>
1000 (First Year)		0%		0%	453	11%		0%	33,808
2000 (Sophomore)		0%		0%	246	6%		0%	17,036
3000 (Junior)		0%		0%		0%		0%	27,581
4000 (Senior)		0%		0%		0%		0%	8,126
5000 (Adv Senior)		0%		0%	707	17%		0%	6,323
6000 & Above (GRAD)	12,907	100%		0%	2,671	66%	3,392	100%	36,810
<b>2005</b>	<b>12,775</b>	<b>10%</b>	<b>1,646</b>	<b>1%</b>	<b>2,325</b>	<b>2%</b>	<b>3,420</b>	<b>3%</b>	<b>132,506</b>
1000 (First Year)		0%		0%	411	18%		0%	35,476
2000 (Sophomore)		0%		0%	115	5%		0%	16,399
3000 (Junior)		0%		0%		0%		0%	29,058
4000 (Senior)		0%		0%		0%		0%	7,601
5000 (Adv Senior)		0%		0%	907	39%		0%	7,377
6000 & Above (GRAD)	12,775	100%	1,646	100%	892	38%	3,420	100%	36,595
<b>2004</b>	<b>12,849</b>	<b>10%</b>	<b>1,610</b>	<b>1%</b>	<b>2,143</b>	<b>2%</b>	<b>3,536</b>	<b>3%</b>	<b>129,003</b>
1000 (First Year)		0%		0%	167	8%		0%	34,899
2000 (Sophomore)		0%		0%	127	6%		0%	15,603
3000 (Junior)		0%		0%		0%		0%	27,367
4000 (Senior)		0%		0%		0%		0%	7,324
5000 (Adv Senior)		0%		0%	1,012	47%		0%	6,949
6000 & Above (GRAD)	12,849	100%	1,610	100%	837	39%	3,536	100%	36,861
<b>2003</b>	<b>13,297</b>	<b>10%</b>	<b>1,825</b>	<b>1%</b>	<b>2,467</b>	<b>2%</b>	<b>3,596</b>	<b>3%</b>	<b>131,469</b>
1000 (First Year)		0%		0%	230	9%		0%	37,483
2000 (Sophomore)		0%		0%	160	6%		0%	15,617
3000 (Junior)		0%		0%		0%		0%	24,917
4000 (Senior)		0%		0%		0%		0%	7,533
5000 (Adv Senior)		0%		0%	1,132	46%		0%	7,494
6000 & Above (GRAD)	13,297	100%	1,825	100%	945	38%	3,596	100%	38,425
<b>2002</b>	<b>12,394</b>	<b>10%</b>	<b>1,644</b>	<b>1%</b>	<b>0</b>	<b>0%</b>	<b>3,285</b>	<b>3%</b>	<b>128,643</b>
1000 (First Year)		0%		0%		0%		0%	37,601
2000 (Sophomore)		0%		0%		0%		0%	15,150
3000 (Junior)		0%		0%		0%		0%	23,650
4000 (Senior)		0%		0%		0%		0%	7,466
5000 (Adv Senior)		0%		0%		0%		0%	7,259
6000 & Above (GRAD)	12,394	100%	1,644	100%		0%	3,285	100%	37,517

Source: Registrar Report "Credit Hours Produced by School and Level of Instruction"

<sup>1</sup> Effective Spring 2003 Education courses were counted separately

<sup>1</sup> Effective Fall 2003 Graduate Bilingual Education courses previously counted in Dedman moved to Education