

Applications

C1 First-time, first-year, (freshmen) students: Pgn BT /TT0 1 Tf -0.002 Tc DT24.1J T* [(c)-8(al)3.1.1

C1		6,060	
C1		7,190	
C1		3,030	
C1		3,452	
C1		770	
C1	Total part-time, first-time, first-year (freshman) men who enrolled	0	
C1	Total full-time, first-time, first-year (freshman) women who enrolled	751	
C1		1	
C2	Freshman wait-listed students (students who met admission requirements but whose final admission was contingent on space availability)		
		Yes	No
C2		X	
C2			
C2		2,010	
C2		862	
C2	Number of wait-listed students admitted	40	
		Yes	No
C2	Is your waiting list ranked?		X
C2	If yes, do you release that information to students?		
C2	Do you release that information to school counselors?		

Admission Requirements

C3	High school completion requirement	
C3	High school diploma is required and GED is accepted	
C3	High school diploma is required and GED is not accepted	X
C3	High school diploma or equivalent is not required	
C4	Does your institution require or recommend a general college-preparatory program for degree-seeking students?	
C4	Require	X
C4	Recommend	
C4	Neither require nor recommend	
C5	Distribution of high school units required and/or recommended. Specify the distribution of academic high school course units required and/or recommended of all or most degree-seeking students using Carnegie units (one unit equals one year of study or its equivalent). If you use a different system for calculating units, please convert.	

C5		Units Required	Units Recommended
C5	Total academic units	15	20+
C5	English	4	4
C5	Mathematics	3	4
C5	Science	3	3
C5	Of these, units that must be lab	2	2
C5	Foreign language	2	3

SAT and ACT Policies

C8 Entrance exams						
		Yes	No			
C8A		X				
C8A						
C8A		Require	Recommend	Require for Some	Consider if Submitted	Not Used
C8A	SAT or ACT	X				
C8A	ACT only					
C8A	SAT only					
C8A	SAT and SAT Subject Tests or ACT					
C8A	SAT Subject Tests only					
C8B						
C8B						
C8B						
C8B						



C8F If necessary, use this space to clarify your test policies (e.g., if tests are recommended for some students,
C8F The SAT or ACT is not required for non-U.S. citizen applicants attending high school outside of the U.S.,
 but it will be used in admission and scholarship decisions if submitted.

C8G

C8G SAT	X
C8G ACT	X
C8G SAT Subject Tests	
C8G	X
C8G	X
C8G	X
C8G	

Freshman Profile

Provide percentages for ALL enrolled, degree-seeking, full-time and part-time

C9 Percent and number of first-time, first-year (freshman) students enrolled in Fall 2016 who submitted national standardized (SAT/ACT) test scores. Include information for ALL enrolled, degree-seeking, first-time, first-year (freshman) students who submitted test scores. Do not include partial test scores (e.g., mathematics scores but not critical reading for a category of students) or combine other standardized test results (such as TOEFL) in this item. Do not convert SAT scores to ACT scores and vice versa. Do convert New SAT scores (2016) to Old SAT scores using the College Board’s concordance tools and tables (sat.org/concordance).

C9 Percent submitting SAT scores	45%	Number submitting SAT scores	685
C9 Percent submitting ACT scores	68%	Number submitting ACT scores	1029

C9	25th Percentile	75th Percentile
C9 SAT Critical Reading	600	700
C9 SAT Math	620	710
SAT Writing	590	690
SAT Essay	8	9
C9 ACT Composite	28	32
C9 ACT Math	26	31
C9 ACT English	27	33
C9 ACT Writing	8	8




C9 Percent of first-time, first-year (freshman) students with scores in each range:

C9	SAT Critical Reading	SAT Math	SAT Writing
C9 700-800	25.40%	34.74%	22.19%
C9 600-699	53.43%	49.93%	50.80%
C9 500-599	18.39%	13.87%	22.63%
C9 400-499	2.78%	1.31%	4.23%
C9 300-399		0.15%	0.15%
C9 200-299			
Totals should = 100%	100.00%	100.00%	100.00%
C9	ACT Composite	ACT English	ACT Math
C9 30-36	52.67%	58.79%	37.42%
C9 24-29	43.63%	35.37%	55.10%
C9 18-23	2.82%	4.86%	6.80%

Common Data Set 2016-2017

C9	12-17	0.88%	0.88%	0.68%
C9	6-11		0.10%	
C9	Below 6			
	Totals should = 100%	100.00%	100.00%	100.00%
C10	Percent of all degree-seeking, first-time, first-year (freshman) students who had high school class rank within each of the following ranges (report information for those students from whom you collected high school rank information).			
C10	Percent in top tenth of high school graduating class			49%
C10	Percent in top quarter of high school graduating class			77%
C10	Percent in top half of high school graduating class			93% Top half +
C10	Percent in bottom half of high school graduating class			7% bottom half = 100%
C10	Percent in bottom quarter of high school graduating class			2%
C10	Percent of total first-time, first-year (freshmen) students who submitted high school class rank:			34%
C11	Percentage of all enrolled, degree-seeking, first-time, first-year (freshman) students who had high school grade-point averages within each of the following ranges (using 4.0 scale). Report information only for those students from whom you collected high school GPA.			
C11	Percent who had GPA of 3.75 and higher		47.24%	
C11	Percent who had GPA between 3.50 and 3.74		23.46%	
C11	Percent who had GPA between 3.25 and 3.49		17.35%	
C11	Percent who had GPA between 3.00 and 3.24		7.75%	
C11	Percent who had GPA between 2.50 and 2.99		3.55%	
C11	Percent who had GPA between 2.0 and 2.49		0.66%	
C11				
C11	Percent who had GPA below 1.0			
	Totals should = 100%		100.01%	
C12	Average high school GPA of all degree-seeking, first-time, first-year (freshman) students who submitted GPA:			3.65
C12	Percent of total first-time, first-year (freshman) students who submitted high school GPA:			100.00%

Admission Policies

C13	Application Fee		
C13		Yes	No
C13	Does your institution have an application fee?	X	
C13	Amount of application fee:	\$60.00	
C13		Yes	No
C13	Can it be waived for applicants with financial need?	X	
C13	If you have an application fee and an on-line application option,		
C13	Same fee:	X	
C13	Free:		
C13	Reduced:		
C13		Yes	No
C13	Can on-line application fee be waived for applicants with financial need?	X	

C14 Application closing date

C14 [REDACTED]	Yes	No
C14 Does your institution have an application closing date?	X	
C14 Application closing date (fall):	1/15	

[REDACTED]

[REDACTED]

[REDACTED]

[REDACTED]

C21 Does your institution offer an early decision plan (an admission plan that permits students to apply to your institution on a date earlier than the regular admission date) Yes No

C21

C21 11/1

C21 12/31

C21 Other early decision plan closing date 1/15

C21 Other early decision plan notification date 4/1

C21 For the Fall 2016 entering class:

C21 Number of early decision applications received by your institution 829

C21 261

C21 Please provide significant details about your early decision plan:

C22 Early action

C22 Yes No

C22

C22

C22 11/1

C22 12/31

C22

C22 Yes No

C22 X